

MONTHLY REPORT OF DISBURSEMENTS
For the month of August 2021

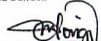
Department: Department of Education (DepEd)
Agency/Entity: Office of the Secretary
Operating Unit: Division of Matulos City
Organization Code (UACS): 07 001 0003012
Fund Cluster: 01 Regular Agency Fund


| Particulars | Current Year Budget | | | | | Prior Year's Budget | | | | | | | | | | SUB-TOTAL | Trust Liabilities | | | | Grand Total | | | | | Remarks | | |
|---|---------------------|--------------|------|------|---------------|-------------------------------|------------|------|-----------|---------------|---------------------------------|------|------|------|------------------|------------|-------------------|------|------|-------|-------------|---------------|--------------|------|-----------|---------------|------------|---------|
| | PS | MOOE | FnEx | CO | TOTAL | Prior Year's Accounts Payable | | | | | Current Year's Accounts Payable | | | | | | PS | MOOE | CO | TOTAL | PS | MOOE | FnEx | CO | TOTAL | | | |
| | | | | | | 7 | 8 | 9 | 10 | 11=(7+8+9+10) | 12 | 13 | 14 | 15 | 16=(12+13+14+15) | | | | | | | | | | | | 17=(11+16) | 18=(17) |
| CASH DISBURSEMENTS | 48,440,061.20 | 1,532,537.04 | 0.00 | 0.00 | 49,972,598.24 | 0.00 | 111,940.00 | 0.00 | 0.00 | 111,940.00 | 0.00 | 0.00 | 0.00 | 0.00 | 0.00 | 111,940.00 | 50,004,547.04 | 0.00 | 0.00 | 0.00 | 0.00 | 48,440,061.20 | 1,544,485.54 | 0.00 | 0.00 | 50,004,547.04 | | |
| Notice of Cash Allocation (NCA) | 48,440,061.20 | 1,532,537.04 | 0.00 | 0.00 | 49,972,598.24 | 0.00 | 111,940.00 | 0.00 | 0.00 | 111,940.00 | 0.00 | 0.00 | 0.00 | 0.00 | 0.00 | 111,940.00 | 50,004,547.04 | 0.00 | 0.00 | 0.00 | 0.00 | 48,440,061.20 | 1,544,485.54 | 0.00 | 0.00 | 50,004,547.04 | | |
| MDS Checks Issued | 15,093,162.00 | 521,369.51 | 0.00 | 0.00 | 16,414,562.31 | 0.00 | 30,260.00 | 0.00 | 0.00 | 30,260.00 | 0.00 | 0.00 | 0.00 | 0.00 | 0.00 | 30,260.00 | 16,444,842.31 | 0.00 | 0.00 | 0.00 | 0.00 | 15,093,162.00 | 551,739.51 | 0.00 | 0.00 | 16,444,842.31 | | |
| Notice to Debit Account | 32,546,899.40 | 1,011,130.33 | 0.00 | 0.00 | 33,558,030.73 | 0.00 | 81,660.00 | 0.00 | 0.00 | 81,660.00 | 0.00 | 0.00 | 0.00 | 0.00 | 0.00 | 81,660.00 | 33,639,704.73 | 0.00 | 0.00 | 0.00 | 0.00 | 32,546,899.40 | 1,062,869.33 | 0.00 | 0.00 | 33,639,704.73 | | |
| Notice of Transfer Allocations (NTA) | 0.00 | 0.00 | 0.00 | 0.00 | 0.00 | 0.00 | 0.00 | 0.00 | 0.00 | 0.00 | 0.00 | 0.00 | 0.00 | 0.00 | 0.00 | 0.00 | 0.00 | 0.00 | 0.00 | 0.00 | 0.00 | 0.00 | 0.00 | 0.00 | 0.00 | 0.00 | 0.00 | 0.00 |
| MDS Checks Issued | 0.00 | 0.00 | 0.00 | 0.00 | 0.00 | 0.00 | 0.00 | 0.00 | 0.00 | 0.00 | 0.00 | 0.00 | 0.00 | 0.00 | 0.00 | 0.00 | 0.00 | 0.00 | 0.00 | 0.00 | 0.00 | 0.00 | 0.00 | 0.00 | 0.00 | 0.00 | 0.00 | 0.00 |
| Notice to Debit Account | 0.00 | 0.00 | 0.00 | 0.00 | 0.00 | 0.00 | 0.00 | 0.00 | 0.00 | 0.00 | 0.00 | 0.00 | 0.00 | 0.00 | 0.00 | 0.00 | 0.00 | 0.00 | 0.00 | 0.00 | 0.00 | 0.00 | 0.00 | 0.00 | 0.00 | 0.00 | 0.00 | 0.00 |
| Working Fund for FAPs | 0.00 | 0.00 | 0.00 | 0.00 | 0.00 | 0.00 | 0.00 | 0.00 | 0.00 | 0.00 | 0.00 | 0.00 | 0.00 | 0.00 | 0.00 | 0.00 | 0.00 | 0.00 | 0.00 | 0.00 | 0.00 | 0.00 | 0.00 | 0.00 | 0.00 | 0.00 | 0.00 | 0.00 |
| Cash Disbursement Voucher (CCV) | 0.00 | 0.00 | 0.00 | 0.00 | 0.00 | 0.00 | 0.00 | 0.00 | 0.00 | 0.00 | 0.00 | 0.00 | 0.00 | 0.00 | 0.00 | 0.00 | 0.00 | 0.00 | 0.00 | 0.00 | 0.00 | 0.00 | 0.00 | 0.00 | 0.00 | 0.00 | 0.00 | 0.00 |
| TOTAL CASH DISBURSEMENTS | 48,440,061.20 | 1,532,537.04 | 0.00 | 0.00 | 49,972,598.24 | 0.00 | 111,940.00 | 0.00 | 0.00 | 111,940.00 | 0.00 | 0.00 | 0.00 | 0.00 | 0.00 | 111,940.00 | 50,004,547.04 | 0.00 | 0.00 | 0.00 | 0.00 | 48,440,061.20 | 1,544,485.54 | 0.00 | 0.00 | 50,004,547.04 | | |
| NON-CASH DISBURSEMENTS | 1,454,942.42 | 303,202.78 | 0.00 | 0.00 | 1,758,145.20 | 12,021.21 | 2,217.50 | 0.00 | 10,096.44 | 32,335.15 | 0.00 | 0.00 | 0.00 | 0.00 | 0.00 | 32,335.15 | 1,790,480.35 | 0.00 | 0.00 | 0.00 | 0.00 | 1,466,963.62 | 305,420.20 | 0.00 | 10,096.44 | 1,790,480.35 | | |
| Tax Remittance Advices Issued (TRA) | 1,454,942.42 | 303,202.78 | 0.00 | 0.00 | 1,758,145.20 | 12,021.21 | 2,217.50 | 0.00 | 10,096.44 | 32,335.15 | 0.00 | 0.00 | 0.00 | 0.00 | 0.00 | 32,335.15 | 1,790,480.35 | 0.00 | 0.00 | 0.00 | 0.00 | 1,466,963.62 | 305,420.20 | 0.00 | 10,096.44 | 1,790,480.35 | | |
| Non-Cash Availment Authority (NCAA) | 0.00 | 0.00 | 0.00 | 0.00 | 0.00 | 0.00 | 0.00 | 0.00 | 0.00 | 0.00 | 0.00 | 0.00 | 0.00 | 0.00 | 0.00 | 0.00 | 0.00 | 0.00 | 0.00 | 0.00 | 0.00 | 0.00 | 0.00 | 0.00 | 0.00 | 0.00 | 0.00 | 0.00 |
| Disbursements effected through outright deductions from claims (please specify:) | 0.00 | 0.00 | 0.00 | 0.00 | 0.00 | 0.00 | 0.00 | 0.00 | 0.00 | 0.00 | 0.00 | 0.00 | 0.00 | 0.00 | 0.00 | 0.00 | 0.00 | 0.00 | 0.00 | 0.00 | 0.00 | 0.00 | 0.00 | 0.00 | 0.00 | 0.00 | 0.00 | 0.00 |
| Overpayment of expenses (e.g. personnel benefits) | 0.00 | 0.00 | 0.00 | 0.00 | 0.00 | 0.00 | 0.00 | 0.00 | 0.00 | 0.00 | 0.00 | 0.00 | 0.00 | 0.00 | 0.00 | 0.00 | 0.00 | 0.00 | 0.00 | 0.00 | 0.00 | 0.00 | 0.00 | 0.00 | 0.00 | 0.00 | 0.00 | 0.00 |
| Restoration for loss of government property | 0.00 | 0.00 | 0.00 | 0.00 | 0.00 | 0.00 | 0.00 | 0.00 | 0.00 | 0.00 | 0.00 | 0.00 | 0.00 | 0.00 | 0.00 | 0.00 | 0.00 | 0.00 | 0.00 | 0.00 | 0.00 | 0.00 | 0.00 | 0.00 | 0.00 | 0.00 | 0.00 | 0.00 |
| Liquidated damages and similar items | 0.00 | 0.00 | 0.00 | 0.00 | 0.00 | 0.00 | 0.00 | 0.00 | 0.00 | 0.00 | 0.00 | 0.00 | 0.00 | 0.00 | 0.00 | 0.00 | 0.00 | 0.00 | 0.00 | 0.00 | 0.00 | 0.00 | 0.00 | 0.00 | 0.00 | 0.00 | 0.00 | 0.00 |
| Others (e.g. TEF, BTR, Docs Stamp, etc.) | 0.00 | 0.00 | 0.00 | 0.00 | 0.00 | 0.00 | 0.00 | 0.00 | 0.00 | 0.00 | 0.00 | 0.00 | 0.00 | 0.00 | 0.00 | 0.00 | 0.00 | 0.00 | 0.00 | 0.00 | 0.00 | 0.00 | 0.00 | 0.00 | 0.00 | 0.00 | 0.00 | 0.00 |
| TOTAL NON-CASH DISBURSEMENTS | 1,454,942.42 | 303,202.78 | 0.00 | 0.00 | 1,758,145.20 | 12,021.21 | 2,217.50 | 0.00 | 10,096.44 | 32,335.15 | 0.00 | 0.00 | 0.00 | 0.00 | 0.00 | 32,335.15 | 1,790,480.35 | 0.00 | 0.00 | 0.00 | 0.00 | 1,466,963.62 | 305,420.20 | 0.00 | 10,096.44 | 1,790,480.35 | | |
| GRAND TOTAL | 49,895,003.62 | 1,835,739.82 | 0.00 | 0.00 | 51,730,743.44 | 12,021.21 | 114,157.50 | 0.00 | 10,096.44 | 144,263.15 | 0.00 | 0.00 | 0.00 | 0.00 | 0.00 | 144,263.15 | 51,895,027.39 | 0.00 | 0.00 | 0.00 | 0.00 | 49,907,024.82 | 1,849,905.74 | 0.00 | 10,096.44 | 51,895,027.39 | | |


SUMMARY

| Particulars | Previous Month | This Month | As at Date |
|--|----------------|---------------|----------------|
| (1) | (2) | (3) | (4) |
| Total Disbursement Authorities Received | 572,165,726.61 | 52,157,489.35 | 624,323,206.96 |
| NCA | 554,964,952.00 | 50,367,009.00 | 605,351,962.00 |
| NTA | 0.00 | 0.00 | 0.00 |
| Working Fund | 0.00 | 0.00 | 0.00 |
| TRA | 17,160,774.61 | 1,790,480.35 | 16,971,254.96 |
| CDC | 0.00 | 0.00 | 0.00 |
| NCAA | 0.00 | 0.00 | 0.00 |
| Less: Notice of Transfer of Allocations (NTA) issued | 0.00 | 0.00 | 0.00 |
| Total Disbursement Authorities Available | 572,165,726.61 | 52,157,489.35 | 624,323,206.96 |
| Less: | 0.00 | 0.00 | 0.00 |
| Lapsed NCA | 17,064,417.36 | 0.00 | 17,064,417.36 |
| Disbursements | 511,292,768.46 | 51,075,027.39 | 563,167,815.85 |
| Less: Other Non-Cash Disbursements | 0.00 | 0.00 | 0.00 |
| Disbursements effected through outright deductions from claims | 0.00 | 0.00 | 0.00 |
| Overpayment of expenses (e.g. personnel benefits) | 0.00 | 0.00 | 0.00 |
| Restoration for loss of government property | 0.00 | 0.00 | 0.00 |
| Liquidated damages and similar items | 0.00 | 0.00 | 0.00 |
| Others (e.g. TEF, BTR, Docs Stamp, etc.) | 0.00 | 0.00 | 0.00 |
| Adjust: Adjustments (e.g. cancelled/voided checks) | 0.00 | 0.00 | 0.00 |
| Balance of Disbursement Authorities as at date | 43,208,520.79 | 202,452.96 | 43,490,973.75 |
| Total Disbursements Program | 572,165,726.61 | 52,157,489.35 | 624,323,206.96 |
| Less: Actual Disbursements | 511,292,768.46 | 51,075,027.39 | 563,167,815.85 |
| Over/Under spending | 60,872,958.15 | 202,452.96 | 61,155,391.11 |

Notes: * The use of NTA is discouraged
Notes: ** Amounts should tally with the grand total disbursement (column 27)

Certified Correct:

MA. MARJORIE GRADE F. DOMINGO
Administrative Assistant II
Date:

Recommending Approval:

HERALD MARSON B. TOLENTINO
Accountant III
Date:

Approved By:

NORMA F. ESTEBAN, Ed.D., CESO V
Schools Division Superintendent
Date: