


MONTHLY REPORT OF DISBURSEMENTS  
For the month of July 2021


Department: Department of Education (DepEd)  
Agency/Entity: Office of the Secretary  
Operating Unit: Division of Malolos City  
Organization Code (UAOS): 07 601 0003012  
Fund Cluster: 01 Regular Agency Fund


Particulars	Current Year Budget					Prior Year's Budget					Current Year's Accounts Payable					SUB-TOTAL	Trust Liabilities				Grand Total					Remarks		
	PS	MOOE	FinEx	CO	TOTAL	PS	MOOE	FinEx	CO	Sub-Total	PS	MOOE	FinEx	CO	Sub-Total		TOTAL	PS	MOOE	CO	TOTAL	PS	MOOE	FinEx	CO		TOTAL	
	1	2	3	4	5	6=(2+3+4+5)	7	8	9	10	11=(7+8+9+10)	12	13	14	15		16=(12+13+14+15)	17=(11+16)	18=(6+17)	19	20	21	22=(19+20+21)	23	24		25	26
CASH DISBURSEMENTS	32,492,450.30	9,743,778.00	0.00	0.00	42,236,228.30	68,021.29	103,657.50	0.00	214,572.13	391,250.91	0.00	0.00	0.00	0.00	0.00	391,250.91	42,667,479.21	0.00	0.00	0.00	0.00	32,560,471.56	9,860,435.50	0.00	214,572.13	42,667,479.21		
Notice of Cash Allocation (NCA)	32,492,450.30	9,743,778.00	0.00	0.00	42,236,228.30	68,021.29	103,657.50	0.00	214,572.13	391,250.91	0.00	0.00	0.00	0.00	0.00	391,250.91	42,667,479.21	0.00	0.00	0.00	0.00	32,560,471.56	9,860,435.50	0.00	214,572.13	42,667,479.21		
NCA Checks Issued	627,583.79	3,106,335.03	0.00	0.00	3,733,918.82	0.00	103,657.50	0.00	214,572.13	233,229.63	0.00	0.00	0.00	0.00	0.00	333,229.63	4,057,148.45	0.00	0.00	0.00	0.00	627,583.79	3,214,960.52	0.00	214,572.13	4,057,148.45		
Advice to Debit Account	31,864,866.51	6,637,442.97	0.00	0.00	38,502,309.48	68,021.29	0.00	0.00	0.00	68,021.29	0.00	0.00	0.00	0.00	0.00	68,021.29	35,610,330.47	0.00	0.00	0.00	0.00	31,032,887.79	6,637,442.97	0.00	0.00	35,610,330.76		
Notice of Transfer Allocations (NTA)	0.00	0.00	0.00	0.00	0.00	0.00	0.00	0.00	0.00	0.00	0.00	0.00	0.00	0.00	0.00	0.00	0.00	0.00	0.00	0.00	0.00	0.00	0.00	0.00	0.00	0.00	0.00	
NCA Checks Issued	0.00	0.00	0.00	0.00	0.00	0.00	0.00	0.00	0.00	0.00	0.00	0.00	0.00	0.00	0.00	0.00	0.00	0.00	0.00	0.00	0.00	0.00	0.00	0.00	0.00	0.00	0.00	0.00
Advice to Debit Account	0.00	0.00	0.00	0.00	0.00	0.00	0.00	0.00	0.00	0.00	0.00	0.00	0.00	0.00	0.00	0.00	0.00	0.00	0.00	0.00	0.00	0.00	0.00	0.00	0.00	0.00	0.00	0.00
Working Fund for PAFS	0.00	0.00	0.00	0.00	0.00	0.00	0.00	0.00	0.00	0.00	0.00	0.00	0.00	0.00	0.00	0.00	0.00	0.00	0.00	0.00	0.00	0.00	0.00	0.00	0.00	0.00	0.00	0.00
Cash Disbursement Ceiling (CDC)	0.00	0.00	0.00	0.00	0.00	0.00	0.00	0.00	0.00	0.00	0.00	0.00	0.00	0.00	0.00	0.00	0.00	0.00	0.00	0.00	0.00	0.00	0.00	0.00	0.00	0.00	0.00	0.00
TOTAL CASH DISBURSEMENTS	32,492,450.30	9,743,778.00	0.00	0.00	42,236,228.30	68,021.29	103,657.50	0.00	214,572.13	391,250.91	0.00	0.00	0.00	0.00	0.00	391,250.91	42,667,479.21	0.00	0.00	0.00	0.00	32,560,471.56	9,860,435.50	0.00	214,572.13	42,667,479.21		
NON-CASH DISBURSEMENTS	1,596,673.74	718,256.96	0.00	0.00	2,314,930.70	0.00	9,648.86	0.00	1,175,230.74	1,184,879.62	0.00	0.00	0.00	0.00	0.00	1,184,879.62	3,501,810.32	0.00	0.00	0.00	0.00	1,596,673.74	727,905.65	0.00	1,175,230.74	3,501,810.32		
Tax Remittance Advices Issued (TAA)	1,596,673.74	718,256.96	0.00	0.00	2,314,930.70	0.00	9,648.86	0.00	1,175,230.74	1,184,879.62	0.00	0.00	0.00	0.00	0.00	1,184,879.62	3,501,810.32	0.00	0.00	0.00	0.00	1,596,673.74	727,905.65	0.00	1,175,230.74	3,501,810.32		
Non-Cash Advancement Authority (NCAA)	0.00	0.00	0.00	0.00	0.00	0.00	0.00	0.00	0.00	0.00	0.00	0.00	0.00	0.00	0.00	0.00	0.00	0.00	0.00	0.00	0.00	0.00	0.00	0.00	0.00	0.00	0.00	0.00
Disbursements affected through audit deductions from claims (please specify)	0.00	0.00	0.00	0.00	0.00	0.00	0.00	0.00	0.00	0.00	0.00	0.00	0.00	0.00	0.00	0.00	0.00	0.00	0.00	0.00	0.00	0.00	0.00	0.00	0.00	0.00	0.00	0.00
Overpayment of expenses (e.g. personnel benefits)	0.00	0.00	0.00	0.00	0.00	0.00	0.00	0.00	0.00	0.00	0.00	0.00	0.00	0.00	0.00	0.00	0.00	0.00	0.00	0.00	0.00	0.00	0.00	0.00	0.00	0.00	0.00	0.00
Restoration for loss of government property	0.00	0.00	0.00	0.00	0.00	0.00	0.00	0.00	0.00	0.00	0.00	0.00	0.00	0.00	0.00	0.00	0.00	0.00	0.00	0.00	0.00	0.00	0.00	0.00	0.00	0.00	0.00	0.00
Liquidated damages and similar claims	0.00	0.00	0.00	0.00	0.00	0.00	0.00	0.00	0.00	0.00	0.00	0.00	0.00	0.00	0.00	0.00	0.00	0.00	0.00	0.00	0.00	0.00	0.00	0.00	0.00	0.00	0.00	0.00
Others (i.e. TEF, BTI, Docs Stamp, etc.)	0.00	0.00	0.00	0.00	0.00	0.00	0.00	0.00	0.00	0.00	0.00	0.00	0.00	0.00	0.00	0.00	0.00	0.00	0.00	0.00	0.00	0.00	0.00	0.00	0.00	0.00	0.00	0.00
TOTAL NON-CASH DISBURSEMENTS	1,596,673.74	718,256.96	0.00	0.00	2,314,930.70	0.00	9,648.86	0.00	1,175,230.74	1,184,879.62	0.00	0.00	0.00	0.00	0.00	1,184,879.62	3,501,810.32	0.00	0.00	0.00	0.00	1,596,673.74	727,905.65	0.00	1,175,230.74	3,501,810.32		
GRAND TOTAL	34,091,124.04	10,462,034.96	0.00	0.00	44,553,159.00	68,021.29	113,306.36	0.00	1,350,802.87	1,576,130.53	0.00	0.00	0.00	0.00	0.00	1,576,130.53	46,169,299.54	0.00	0.00	0.00	0.00	34,159,145.32	10,620,341.25	0.00	1,389,802.87	46,169,299.54		

Particulars	Previous Report	This Month	As of Date
(1)	(2)	(3)	(4)
Total Disbursement Authorities Resolved	482,787,916.26	89,377,810.35	572,165,726.61
NCA	469,108,952.00	85,876,000.00	554,984,952.00
NTA	0.00	0.00	0.00
Working Fund	0.00	0.00	0.00
TRA	13,678,964.26	3,501,810.35	17,180,774.61
CDC	0.00	0.00	0.00
NCAA	0.00	0.00	0.00
Less: Notice of Transfer of Allocations (NTA)* issued	0.00	0.00	0.00
Total Disbursement Authorities Available	482,787,916.26	89,377,810.35	572,165,726.61
Less:	0.00	0.00	0.00
Lapsed NCA	17,664,417.36	0.00	17,664,417.36
Disbursements	465,123,498.90	46,169,299.56	511,292,798.46
Less: Other Non-Cash Disbursements	0.00	0.00	0.00
Disbursements affected through audit deductions from claims	0.00	0.00	0.00
Overpayment of expenses (e.g. personnel benefits)	0.00	0.00	0.00
Restoration for loss of government property	0.00	0.00	0.00
Liquidated damages and similar claims	0.00	0.00	0.00
Others (e.g. TEF, BTI, Docs Stamp, etc.)	0.00	0.00	0.00
Add: Less: Adjustments (e.g. canceled/stated checks)	0.00	0.00	0.00
Balance of Disbursement Authorities as of date	0.00	43,208,520.79	43,208,520.79
Total Disbursements Program	482,787,916.26	89,377,810.35	572,165,726.61
Less: *Actual Disbursements	465,123,498.90	46,169,299.56	511,292,798.46
(Over)/Under spending	17,664,417.36	43,208,520.79	60,872,938.15

Notes: \* The use of NTA is discouraged  
Notes: \*\* Amounts should tally with the grand total disbursement (column 27)

Certified Correct:  
  
MA. NARJORIE GRACE F. DOMINGO  
Administrative Assistant II  
Date:

Recommending Approval:  
  
HERALD MARSON B. TOLENTINO  
Accountant III  
Date:

Approved By:  
  
NORMA P. ESTEBAN, Ed.D., CESO V  
Schools Division Superintendent  
Date: